

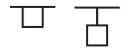
# 03 Continuous-line luminaires

## CARILLO LENS

### Quickinfo

#### LUMINAIRE

ceiling  
suspended, surface mounted  
steel, white  
IP40, IK06



#### LED

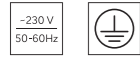
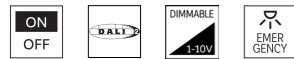
3000K, 4000K  
CRI>80  
initial MacAdam 3 SDCM  
60.000h L80

#### LIGHT DISTRIBUTION



#### ELECTRIC

ON-OFF switchable, 1-10V dim  
DALI dim  
emergency 3h



### Description

Modular „all-in-one“ continuous-line luminaires with integrated power conductor profile for maximum flexibility and future-proofing. With up to 12-pole wiring, power supply, lighting control, and emergency connection can be implemented easily and efficiently. The intelligent CLICK SYSTEM enables fast, tool-free installation and seamless adaptation to changing room layouts. Interchangeable, highly efficient light modules with various beam characteristics guarantee optimal lighting solutions for every application—from industrial halls to retail spaces.



### Types

PRODUCT CODE	POWER	LUMINOUS FLUX	COLOUR TEMP.	WEIGHT
LBCL075.XXX22.3	16 - 74W <sup>1</sup>	2.600 - 11.800lm	3000K   4000K	2kg*



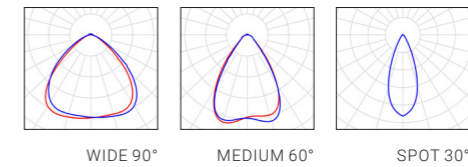
- 1 Control**
- 2... DALI dim
- 3... 1-10V dim
- 8... emergency 3h 10W
- 2 Light distribution**
- 1... WIDE 90°
- 2... MEDIUM 60°
- 3... SPOT 30°
- 3 Colour temp.**
- 3... 3000K
- 4... 4000K

\*Applicable for 1-10V dim control  
\*excl. emergency function

### Mounting rail

PRODUCT CODE	LENGTH	INTERNAL WIRING	WEIGHT
LBCLTS14.8P.40.S2	1437mm	8 wires	2kg
LBCLTS28.8P.40.S2	2874mm		4kg
LBCLTS14.12P.40.S2	1437mm	12 wires	2,2kg
LBCLTS28.12P.40.S2	2874mm		4,4kg

### Light distribution



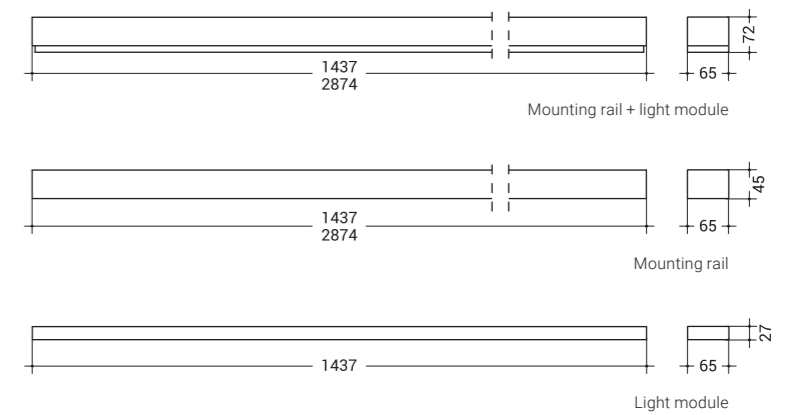
### EB Multilumen



**One luminaire, different luminous intensities**  
Power levels can be easily adjusted using a DIP switch.

Precise lens system for various light distributions

### Dimensions



### Tool-free Installation

- 1** The mounting rails can be connected to custom lengths using a simple plug-in system – no tools required.
- 2** Light modules, blank covers, and accessory modules can be inserted effortlessly using the tool-free CLICK SYSTEM.

### Compatible PLUG-IN System



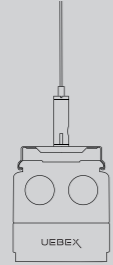

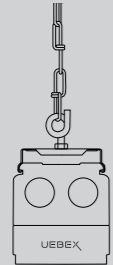





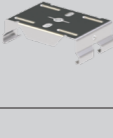

#### Save Resources. Upgrade Light!

On request, existing carrier rails from well-known manufacturers can be quickly and efficiently upgraded using the universal **CARILLO LENS PLUG-IN** light module. This saves costs, conserves resources, and gives you the benefits of state-of-the-art lighting technology..


# 03 Continuous-line luminaires

## CARILLO LENS



Mounting accessories		PRODUCT CODE	DESCRIPTION
		LBCLZB010	Cable suspension kit 2m, Set of 2pcs
		LBCLZB020	Chain suspension kit 2m, Set of 2pcs
		LBCLZB021	Chain holder mounting kit for installation with existing chain suspension, Set of 2pcs
		LBCLZB022	Knotted chain 4mm, Roll of 44m
		LBCLZB030	Surface mounting kit, Set of 2pcs
		LBCLZB065	Cable gland, plastic

Covers		
	PRODUCT CODE	DESCRIPTION
	LBCLZB040.40.S2	Blind cover polycarbonat, 1440mm
	LBCLZB041.40.S2	Blind cover aluminium, 1440mm

Rail spotlight accessories		
	PRODUCT CODE	DESCRIPTION
	LBCLZB070.40.S2	Rail spotlight module for 8-pole trunking rail For integrating rail-mounted spotlights into the CARILLO LENS trunking system.

Feed-In accessories		
	PRODUCT CODE	DESCRIPTION
	LBCLZB060.40.S2	Power feed-in box, 8-pole
	LBCLZB061.40.S2	Power feed-in box, 12-pole
	LBCLZB090.40.S2	End box
	LBCLZB064	Feed-in mains plug, 8-pole
	LBCLZB050.40.S2	End cap
	LBCLZB065.S2	Plug for through-wiring, 8-pole
	LBCLZB066	Plug for through-wiring, 12-pole
	LBCLZB067.S2	Current collector, 8-pole For connection of external loads.